

Mouse FGF21 Protein

Cat. No. FGF-MM121

Description

Source	Recombinant Mouse FGF21 Protein is expressed from HEK293 with His tag at the N-Terminus. It contains His29-Ser210.
Accession	Q9NSA1-1
Molecular Weight	The protein has a predicted MW of 21 kDa. Due to glycosylation, the protein migrates to 25-30 kDa based on Bis-Tris PAGE result.
Endotoxin	Less than 1EU per μg by the LAL method.
Purity	> 95% as determined by Bis-Tris PAGE > 95% as determined by HPLC

Formulation and Storage

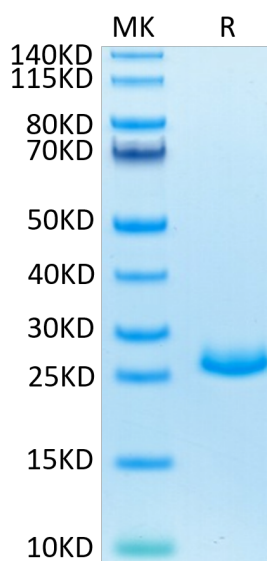
Formulation	Lyophilized from 0.22 μm filtered solution in PBS (pH 7.4). Normally 8% trehalose is added as protectant before lyophilization.
Reconstitution	Centrifuge the tube before opening. Reconstituting to a concentration more than 100 $\mu\text{g}/\text{ml}$ is recommended. Dissolve the lyophilized protein in distilled water.
Storage	-20 to -80°C for 12 months as supplied from date of receipt. -80°C for 3 months after reconstitution. Recommend to aliquot the protein into smaller quantities for optimal storage. Please minimize freeze-thaw cycles.

Background

Fibroblast growth factor 21 (FGF21) is a peptide hormone that is synthesized by several organs and regulates energy homeostasis. Excitement surrounding this relatively recently identified hormone is based on the documented metabolic beneficial effects of FGF21, which include weight loss and improved glycemia.

Assay Data

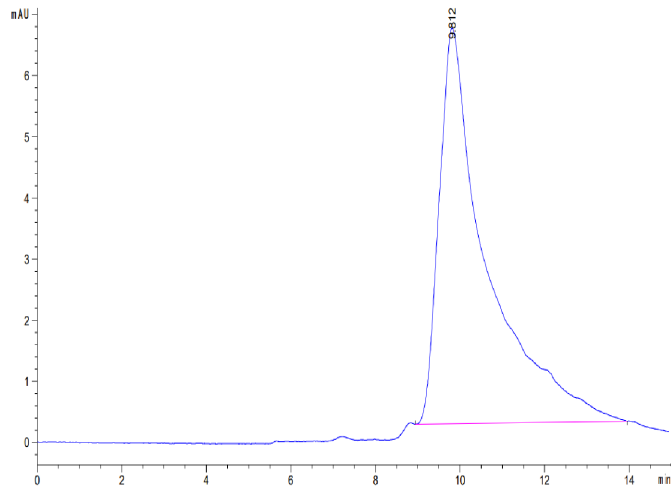
Bis-Tris PAGE



Mouse FGF21 on Bis-Tris PAGE under reduced condition. The purity is greater than 95%.

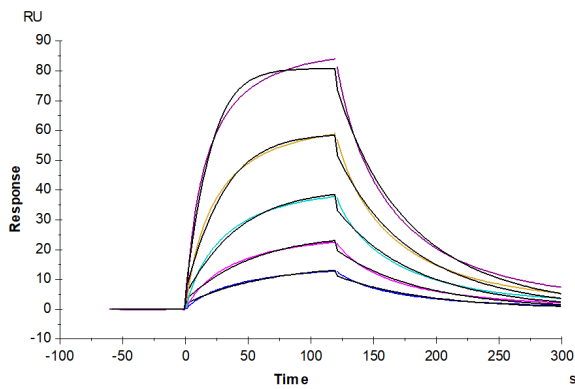
SEC-HPLC

Assay Data



The purity of Mouse FGF21 is greater than 95% as determined by SEC-HPLC.

SPR Data



Mouse FGF21, His Tag immobilized on CM5 Chip can bind Human Beta Klotho, His Tag with an affinity constant of 41.50 nM as determined in SPR assay (Biacore T200).